


VOGUE CLAY





VOGUE CLAY

Experience a tactile symphony with Vogue Clay’s signature texture—a delicate balance between raw authenticity and refined sophistication. Each tile boasts a subtly irregular surface that mimics handcrafted terracotta, while its matte, non-slip finish exudes understated luxury, perfect for high-traffic areas without compromising on comfort underfoot.

Aesthetically transcendent, this collection channels minimalist modernity and organic warmth through a curated palette of earthy neutrals—from soft ochre to deep charcoal. The tiles’ muted tones and clean lines harmonize with industrial lofts, rustic farmhouses, or eclectic interiors, transforming spaces into galleries of understated artistry.

Vogue Clay: Redefining spaces with tactile depth, effortless versatility, and a whisper of timeless allure.



VOGUE CLAY

| Matt | Lappato |

8 COLOURS



NATURAL



PURE




SAND



PERLA



TAUPE



GRIGIO




MOKA




NERO




4 SIZES




120×60cm
48"× 24"



60×60cm
24"× 24"



60×30cm
24"× 12"



30×30cm
12"× 12"



• Wall .
VOGUE CLAY - NATURAL
MATT
60X120cm
48" x 24"



• Floor .
VOGUE CLAY - NERO
MATT
60X120cm
48" x 24"





- Wall .
VOGUE CLAY - SAND
MATT
60X120cm
48" x 24"
- Floor .
VOGUE CLAY - NERO
MATT
60X120cm
48" x 24"



- Wall .
VOGUE STONE - NATURAL
MATT
60X120cm
48"× 24"
- Floor .
VOGUE CLAY - TAUPE
MATT
60X120cm
48"× 24"



- Floor .
VOGUE CLAY - MOKA
MATT
60X120cm
48"× 24"





• Floor .
VOGUE CLAY - PURE
MATT
60X120cm
48"× 24"





• Floor .
VOGUE CLAY - PERLA
MATT
60X120cm
48"× 24"



• Wall .
VOGUE STONE - NATURAL
MATT
60X120cm - 48"× 24"



• Floor .
VOGUE CLAY - GRIGIO
MATT
60X120cm
48" x 24"

VOGUE CLAY

NATURAL


PRODUCT INFORMATION

▼
10MM
▲



120×60cm / 48"× 24"
6 faces

▼
9MM
▲





60×60cm/24"× 24"
12 faces



60×30cm/24"× 12"
24 faces



30×30cm/12"× 12"
48 faces



V2

✓ Matt

✓ Lappato

VOGUE CLAY

SAND


PRODUCT INFORMATION

▼
10MM
▲



120×60cm / 48"× 24"
6 faces

▼
9MM
▲





60×60cm/24"× 24"
12 faces



60×30cm/24"× 12"
24 faces



30×30cm/12"× 12"
48 faces



V2

✓ Matt

✓ Lappato

VOGUE CLAY

TAUPE


PRODUCT INFORMATION

▼
10MM
▲



120×60cm / 48"× 24"
6 faces

▼
9MM
▲




60×60cm/24"× 24"
12 faces



60×30cm/24"× 12"
24 faces



30×30cm/12"× 12"
48 faces



V2

✓ Matt

✓ Lappato

VOGUE CLAY

MOKA


PRODUCT INFORMATION

▼
10MM
▲



120×60cm / 48"× 24"
6 faces

▼
9MM
▲




60×60cm/24"× 24"
12 faces



60×30cm/24"× 12"
24 faces



30×30cm/12"× 12"
48 faces



V2

✓ Matt

✓ Lappato

VOGUE CLAY

PURE


PRODUCT INFORMATION

▼
10MM
▲



120×60cm / 48"× 24"
6 faces

▼
9MM
▲





60×60cm/24"× 24"
12 faces



60×30cm/24"× 12"
24 faces



30×30cm/12"× 12"
48 faces



V2

✓ Matt

✓ Lappato

VOGUE CLAY

PERLA


PRODUCT INFORMATION

▼
10MM
▲



120×60cm / 48"× 24"
6 faces

▼
9MM
▲





60×60cm/24"× 24"
12 faces



60×30cm/24"× 12"
24 faces



30×30cm/12"× 12"
48 faces



V2

✓ Matt

✓ Lappato

VOGUE CLAY

GRIGIO


PRODUCT INFORMATION

▼
10MM
▲



120×60cm / 48"× 24"
6 faces

▼
9MM
▲




60×60cm/24"× 24"
12 faces



60×30cm/24"× 12"
24 faces



30×30cm/12"× 12"
48 faces



V2

✓ Matt

✓ Lappato

VOGUE CLAY

NERO


PRODUCT INFORMATION

▼
10MM
▲



120×60cm / 48"× 24"
6 faces

▼
9MM
▲




60×60cm/24"× 24"
12 faces



60×30cm/24"× 12"
24 faces



30×30cm/12"× 12"
48 faces



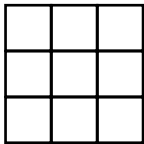
- ✓ Matt
- ✓ Lappato

TECHNICAL SPECIFICATIONS


TECHNICAL CHARACTERISTIC	STANDARD TEST METHOD	ISO STANDARD REQUIREMENT	OUR VALUES
Length & Width	ISO 10545-2	±0.6%MAX	±0.30%Max
Thickness	ISO 10545-2	±5.0%MAX	±5.0%Max
Sides Straightness	ISO 10545-2	±5%MAX	±0.25%Max
Rectangularity	ISO 10545-2	±0.5%MAX	±0.25%Max
Flatness : a) Centre Curvature	ISO 10545-2	±0.5%MAX	±0.20%Max/Max2.0mm
b) Edge Curvature	ISO 10545-2	±0.5%MAX	±0.20%Max/Max2.0mm
c) Warpage	ISO 10545-2	±0.5%MAX	±0.20%Max/Max2.0mm
Surface Quality	ISO 10545-2	≥95%FREE <small>From visible defect</small>	Comply
Water Absorption	ISO 10545-3	≤0.5%	≤0.20%
Breaking Strength	ISO 10545-4	≥1300N	≥1300N
Modulus Of Rupture	ISO 10545-4	≥35N/mm ² <small>Individual ≥32N/mm²</small>	≥35N/mm ² <small>Individual ≥32N/mm²</small>
Abrasion Resistance			
a) Deep Abrasion For Unglazed Tiles	ISO 10545-6	≤175mm ³	≤160mm ³
b) Surfaces Abrasion For Glazed Tiles	ISO 10545-7	<small>Manuf.to state abrasion class, cycle and passed</small>	≥PEI 3 <small>(Dependent On Product Type)</small>
Crazing Test (glazed Tiles)	ISO 10545-11	No Sign Of Crazing	No Sign Of Crazing
Frost Resistance	ISO 10545-12	Required	No Visible Crack
Chemical Resistance			
a) low concentrations	ISO 10545-13	Manuf. to state	Class A
b) household chemicals and Swimming pool salts	ISO 10545-13	≥class B	Class B(For Polished Tiles) Class A Class B(For Polished Tiles)
Stain Resistance			
a) for unglazed tiles	ISO 10545-14	Manuf. to state	≥Class 3
b) for glazed tiles	ISO 10545-14	≥class 3	≥Class 3
Slip Resistance (Excluding Polished,Lappato And Satin Finishing)	AS/NZS 4586 App.A	Manuf. to state	Wet Pendulum≥P4 <small>(Dependent On Product Type)</small>

PACKING SPECIFICATIONS


SERIES	SIZES	PCS/CTN	m ² /CTN	KG/CTN	m ² /PLT	KG/PLT	CTN/PLT
VOGUE CLAY	60x120/24”x48”	2	1.44	32	80.64	1792	56
	60x60/24”x24”	4	1.44	30	57.60	1200	40
	30x60/12”x24”	8	1.44	30	57.60	1200	40
	30x30/12”x12”	11	0.99	21	55.44	1176	56




UNIFORM
VARIATION
V1



SLIGHT
VARIATION
V2



MODERATE
VARIATION
V3



SUBSTANTIAL
VARIATION
V4



Foshan Casagres International Co, Ltd.
info@casagresintl.com
www.casagresintl.com