

TIVOLI





TIVOLI

Discover the perfect blend of sophistication and practicality with **TIVOLI** . Featuring a luxurious matte finish, these tiles offer a refined, non-reflective surface that exudes understated elegance. The matte texture not only enhances the visual appeal but also provides a slip-resistant quality, making them ideal for both residential and commercial spaces.

TIVOLI are designed to adapt to a variety of settings. Whether you're renovating a modern kitchen, designing a serene bathroom, or creating a stylish living area, these tiles deliver exceptional performance. Their durability and ease of maintenance ensure they remain pristine even in high-traffic areas.

Inspired by contemporary aesthetics, **TIVOLI** boast clean lines and a minimalist design that complements any decor style. The subtle variations in tone and texture add depth and character, creating a harmonious balance between simplicity and sophistication.

Each **TIVOLI** is a masterpiece in its own right. The meticulous craftsmanship and attention to detail reflect a commitment to artistic excellence. The matte surface enhances the tile's natural beauty, making it a canvas for your creative vision.

Elevate your space with **TIVOLI** - where design meets functionality, and every tile tells a story of elegance and artistry.





WHITE

SAND

URBAN

GREY


SMOKE

TIVOLI


| Sliptech |

► Sliptech+3D

A revolutionary production process, which combines the materiality with the aesthetics of the product, until obtaining surfaces with extraordinary sensory value. The new 3D Tech technology allows thick layers of various ceramic materials to be applied in perfect alignment with the underlying graphic designs, which are created digitally with extremely high definition. This revolutionary production process combines material and aesthetic effects to create surfaces with extraordinary sensory appeal.



120×60cm
48"× 24"



60×60cm
24"× 24"



60×30cm
24"× 12"



30×30cm
12"× 12"

10mm
120×60cm 48"× 24"

9mm
60×60cm 24"× 24"
60×30cm 24"× 12"
30×30cm 12"× 12"



• Wall / Floor .
TIVOLI - WHITE
SLIPTECH
60X120cm - 48" x 24"



• Wall .
TIVOLI - WHITE
SLIPTECH
60X120cm - 48" x 24"

• Floor .
TIVOLI - WHITE
SLIPTECH
60X120cm - 48" x 24"



• Wall .
TIVOLI - SAND
SLIPTECH
60X120cm - 48" x 24"



• Wall / Floor .
TIVOLI - SAND
SLIPTECH
60X120cm - 48" x 24"



- Wall .
TIVOLI - SAND
SLIPTECH
60X120cm - 48" x 24"

- Floor .
TIVOLI - URBAN
SLIPTECH
60X120cm - 48" x 24"





- Wall / Floor .
TIVOLI - GREY
SLIPTECH
60X120cm - 48" x 24"





- Floor .
TIVOLI - SMOKE
SLIPTECH
60X120cm - 48" x 24"

TIVOLI

WHITE

PRODUCT INFORMATION

 Sliptech


 V2

▼
10MM
▲



120×60cm / 48"× 24"
8 faces

▼
9MM
▲




60×60cm/24"× 24"
16 faces



60×30cm/24"× 12"
32 faces



30×30cm/12"× 12"
64 faces



TIVOLI SAND

PRODUCT INFORMATION

 Slipcheck


 V2

▼
10MM
▲



120x60cm / 48"x 24"
8 faces

▼
9MM
▲




60x60cm/24"x 24"
16 faces



60x30cm/24"x 12"
32 faces



30x30cm/12"x 12"
64 faces



TIVOLI

URBAN

PRODUCT INFORMATION

 Slipcheck


 V2

▼
10MM
▲



120×60cm / 48"× 24"
8 faces

▼
9MM
▲



60×60cm/24"× 24"
16 faces



60×30cm/24"× 12"
32 faces



30×30cm/12"× 12"
64 faces



TIVOLI GREY

PRODUCT INFORMATION

✔ Sliptech




▼
10MM
▲



120×60cm / 48"× 24"
8 faces

▼
9MM
▲




60×60cm/24"× 24"
16 faces



60×30cm/24"× 12"
32 faces



30×30cm/12"× 12"
64 faces



TIVOLI

SMOKE

PRODUCT INFORMATION

 Sliptech


 V2

▼
10MM
▲



120×60cm / 48"× 24"
8 faces

▼
9MM
▲



60×60cm/24"× 24"
16 faces



60×30cm/24"× 12"
32 faces



30×30cm/12"× 12"
64 faces

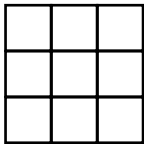


TECHNICAL SPECIFICATIONS


TECHNICAL CHARACTERISTIC	STANDARD TEST METHOD	ISO STANDARD REQUIREMENT	OUR VALUES
Length & Width	ISO 10545-2	±0.6%MAX	±0.30%Max
Thickness	ISO 10545-2	±5.0%MAX	±5.0%Max
Sides Straightness	ISO 10545-2	±5%MAX	±0.25%Max
Rectangularity	ISO 10545-2	±0.5%MAX	±0.25%Max
Flatness : a) Centre Curvature	ISO 10545-2	±0.5%MAX	±0.20%Max/Max2.0mm
b) Edge Curvature	ISO 10545-2	±0.5%MAX	±0.20%Max/Max2.0mm
c) Warpage	ISO 10545-2	±0.5%MAX	±0.20%Max/Max2.0mm
Surface Quality	ISO 10545-2	≥95%FREE <small>From visible defect</small>	Comply
Water Absorption	ISO 10545-3	≤0.5%	≤0.20%
Breaking Strength	ISO 10545-4	≥1300N	≥1300N
Modulus Of Rupture	ISO 10545-4	≥35N/mm ² <small>Individual ≥32N/mm²</small>	≥35N/mm ² <small>Individual ≥32N/mm²</small>
Abrasion Resistance			
a) Deep Abrasion For Unglazed Tiles	ISO 10545-6	≤175mm ³	≤160mm ³
b) Surfaces Abrasion For Glazed Tiles	ISO 10545-7	<small>Manuf.to state abrasion class, cycle and passed</small>	≥PEI 3 <small>(Dependent On Product Type)</small>
Crazing Test (glazed Tiles)	ISO 10545-11	No Sign Of Crazing	No Sign Of Crazing
Frost Resistance	ISO 10545-12	Required	No Visible Crack
Chemical Resistance			
a) low concentrations	ISO 10545-13	Manuf. to state	Class A
b) household chemicals and Swimming pool salts	ISO 10545-13	≥class B	Class B(For Polished Tiles) Class A Class B(For Polished Tiles)
Stain Resistance			
a) for unglazed tiles	ISO 10545-14	Manuf. to state	≥Class 3
b) for glazed tiles	ISO 10545-14	≥class 3	≥Class 3
Slip Resistance (Excluding Polished,Lappato And Satin Finishing)	AS/NZS 4586 App.A	Manuf. to state	Wet Pendulum≥P4 <small>(Dependent On Product Type)</small>

PACKING SPECIFICATIONS


SERIES	SIZES	PCS/CTN	m ² /CTN	KG/CTN	m ² /PLT	KG/PLT	CTN/PLT
TIVOLI	60x120/24”x48”	2	1.44	32	80.64	1792	56
	60x60/24”x24”	4	1.44	30	57.60	1200	40
	30x60/12”x24”	8	1.44	30	57.60	1200	40
	30x30/12”x12”	11	0.99	21	55.44	1176	56




UNIFORM
VARIATION
V1



SLIGHT
VARIATION
V2



MODERATE
VARIATION
V3



SUBSTANTIAL
VARIATION
V4



Foshan Casagres International Co, Ltd.
info@casagresintl.com
www.casagresintl.com